


Ligne 230V series



Application



Under a cabinet

On the ceiling

On the wall



Features

- Integrated driver
- Also available with a dimmable driver



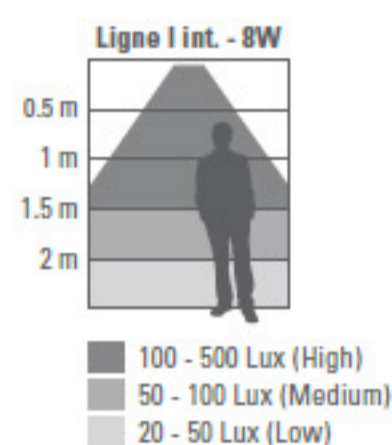
Ligne 230V I

Dimensions

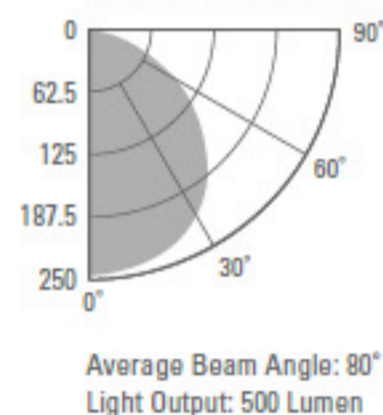


Luminosity

Lamps	Voltage	Frequency	Current	Power	Flux
Ligne I integrated	220-240V	50-60Hz	70mA	8W	500LM

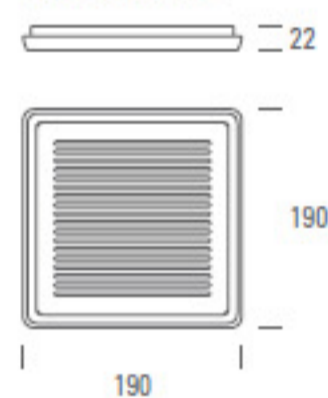


Indoor Distribution Curve



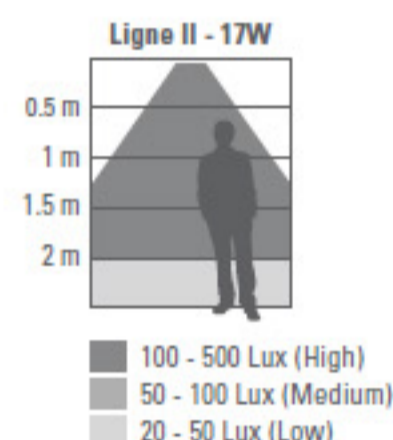
Ligne 230V II

Dimensions

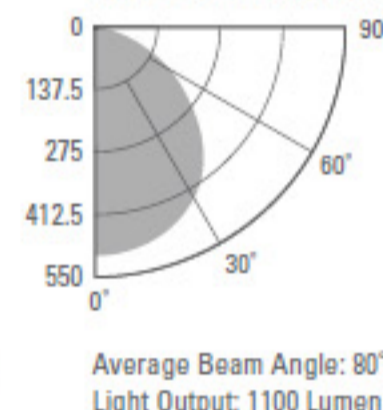


Luminosity

Lamps	Voltage	Frequency	Current	Power	Flux
Ligne II Integrated	220-240V	50-60Hz	90mA	17W	1100LM

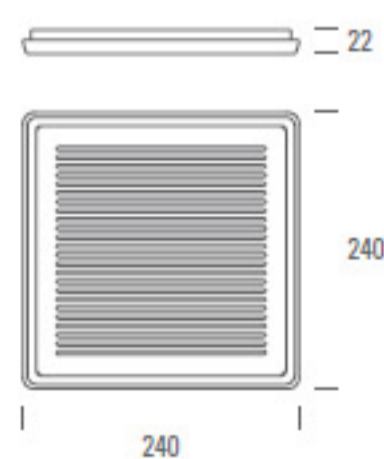


Indoor Distribution Curve



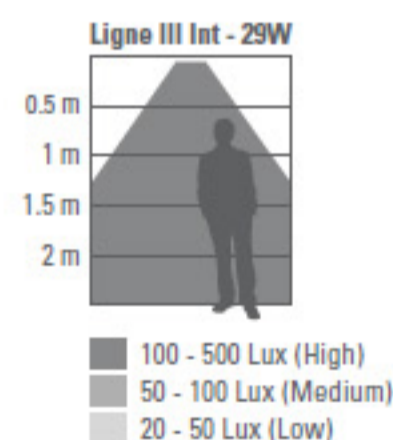
Ligne 230V III

Dimensions

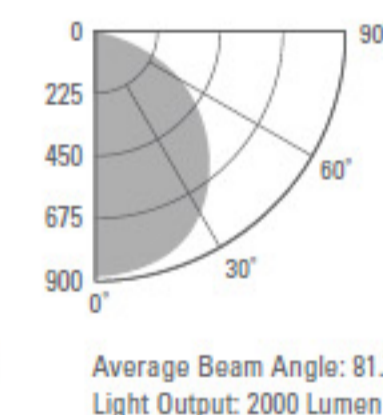


Luminosity

Lamps	Voltage	Frequency	Current	Power	Flux
Ligne III Integrated	220-240V	50-60Hz	150mA	29W	2000LM

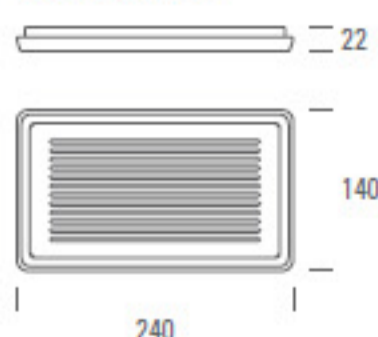


Indoor Distribution Curve



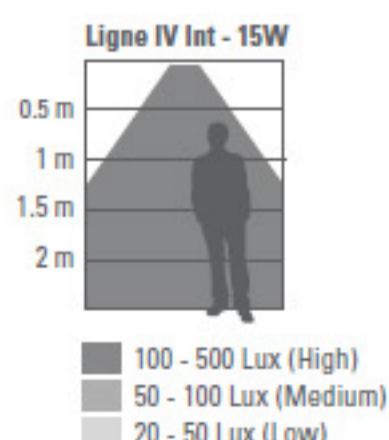
Ligne 230V IV

Dimensions



Luminosity

Lamps	Voltage	Frequency	Current	Power	Flux
Ligne IV Integrated	220-240V	50-60Hz	80mA	15W	1000LM



Indoor Distribution Curve

